

How to log into Textbook Review & Practice at Home

1. Log into "Clever". You can find the Clever login on the "YES homepage" under "For Students". Please click "**login with active directory**".

Student username: first initial middle initial last name @acsk12.org

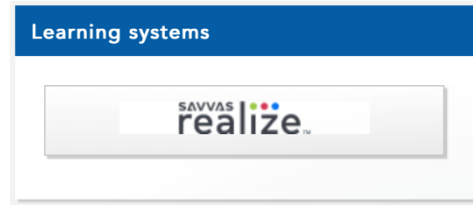
Password: Their lunch number

****IF you are having trouble logging into clever, please email your homeroom teacher!****

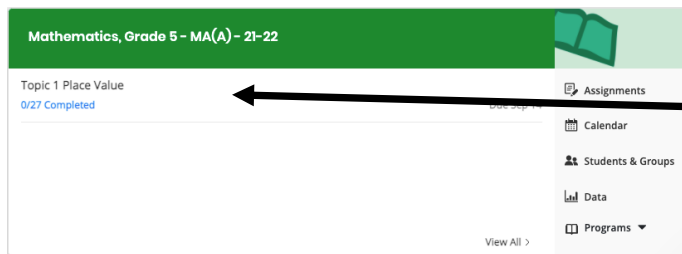
2. Scroll to down to find Savvas EasyBridge app and click on the app.



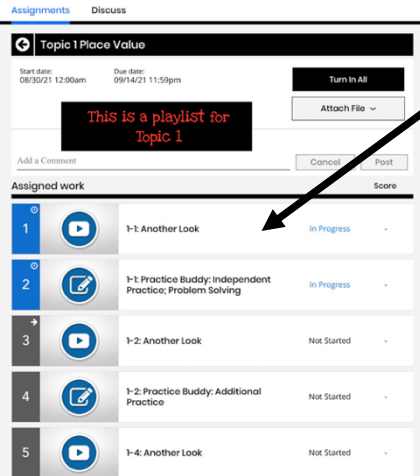
3. On the right hand side, click "Savvas Realize" under Learning Systems.



4. You should see a green, blue, or red math heading.



5. Click on the Topic to begin.



6. At the beginning of each new topic (chapter), I will make a "playlist" for our math students. Inside will be three great resources for students who need to review and have extra practice at home. It is something that needs very little parent support.

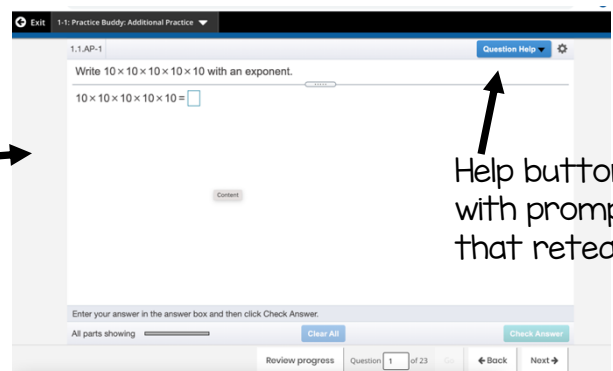
a. Visual Learning: gives an interactive video explaining how to do the skill.

b. Another Look: another interactive video explaining the skill.

c. Practice Buddy: online independent practice with the skill.

It will let you know if your answer is correct or not. If you get the answer wrong, you can click on question help to be prompted on how to find the correct answer!

Practice Buddy →



↑
Help button with prompts that reteach!