


Hello Art Friends!

In celebration of International Dot Day, we will be creating dot inspired artwork for our next project. International Dot Day is a celebration of Peter H. Reynolds' award-winning book, *The Dot*, and it happens on or around September 15th every year in countries all over the world. *The Dot* tells the story of Vashti, a girl who begins a journey of self-discovery after she is challenged by her teacher to "make her mark."

On the next page, you'll find various ideas for making dot inspired artwork. Pick one (or more) that sound interesting to you and give it a try! Or, if you've got your own dot-tastic art idea, you can do that instead! I hope you have fun ☺

-Mrs. Basgier




AEEC Art

September 2020

Mrs. Basgier


lmbasgier@auburnschools.org



A Note from the Author:

"Keep in mind that the only real guideline for Dot Day is that folks read *The Dot* and then express themselves in any way they are inspired to, whether that means creating a dot — building a dot gallery — collaborating on a dot gallery with teachers/parents — animating a dot — writing a story about being brave and making your mark — going on a dot photo safari to find dot shapes in our world — writing a dot song — doing a dot-inspired dance — putting on a live performance of *The Dot*, or more! How you celebrate Dot Day is up to you — and your friends. Just make a mark. . . and see where it takes you!"

Peter H. Reynolds



Before you begin...

Read *The Dot* by Peter H. Reynolds! You can find a link to it in the “Art Library” of our Bitmoji Classroom, or you can watch here: www.youtube.com/watch?v=t5mGeR4AQdM

Dot Inspired Project Ideas

Coffee Filter Dot

Use washable markers to decorate a coffee filter. Make sure you have scrap paper underneath to protect your workspace! Spritz it with water and watch your colors mix with each other.

Paper Plate Dot

Use markers, crayons, or paint to decorate a paper plate. Start with a small circle in the middle and then make rings around it working your way out to the edges. Add lines, polka dots, and other fun patterns!

Edible Dots

Bake “dotted” cookies using M&Ms or other small round candies. Or, make round sugar cookies and decorate them with colorful icing. Enjoy your hard work with a cold glass of milk!

Stamped Dots

Dip the back of a pencil or a marker cap into paint and stamp it to make your mark on paper. What kind of design or picture can you create using just dots? What other objects can you use as stamps?

Draw a Dot

Use crayon or marker to draw a fancy dot on blank paper. Or, go outside with sidewalk chalk and make dot art! It could be one big dot or lots of little dots. It's up to you!

Circle Weaving

If you're looking for an added challenge, view the following videos on YouTube, by Art Teacher Cassie Stephens, about how to create a weaving loom out of a paper plate!

Part 1: www.youtube.com/watch?v=6WFQDdL5Pjk

Part 2: www.youtube.com/watch?v=Lx31UaMRBIA

Part 3: www.youtube.com/watch?v=m7Wa3vQQkUs